


Start Here: <http://audioboo.fm/>

Audioboo. Because sound is social.

We are a mobile & web platform that effortlessly allows you to record and share audio for your friends, family or the rest of the world to hear.


sign up for a free account

Step 1


watch a short video intro


Step 2


let us show you around

Step 3

Today's trending boos

[browse more boos...](#)

 Improvising on the piano at home 2 responses

Record from your browser

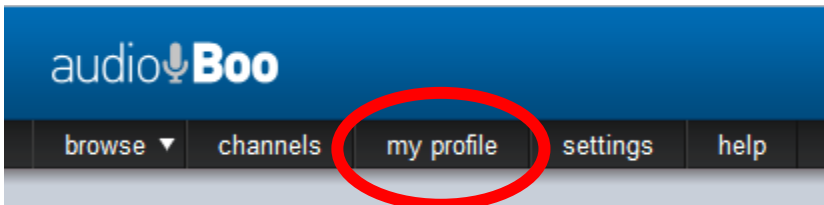
[Make a Recording / Upload File](#)

Download the app

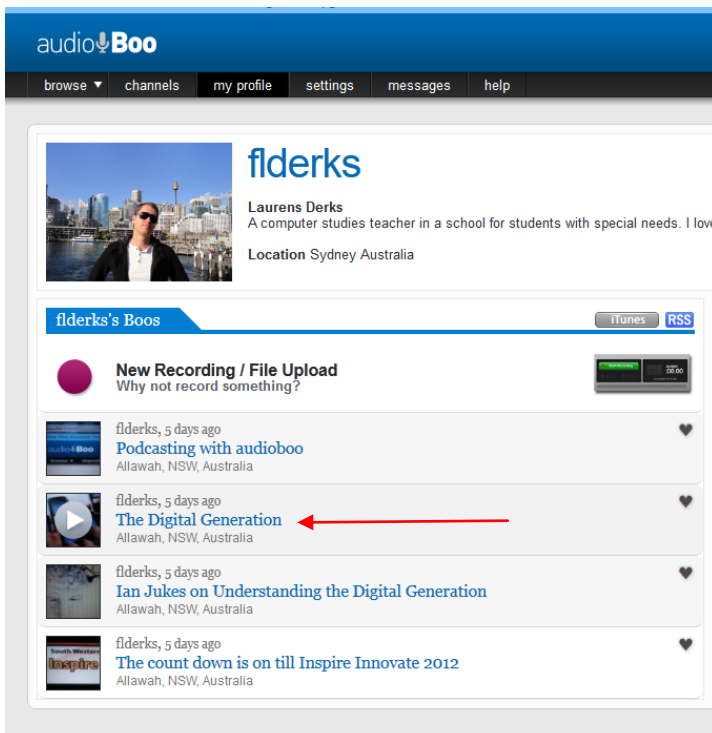
Audioboo is available for iPhone, Android, and Nokia phones



Where are my Boos published to?



How do I delete my Boos?



Your profile Page lets you listen to your boos.

By clicking in the Boo Name you will go to the boo page.

How do it put them into my blog?

The screenshot shows a podcast player for 'Podcasting with audioboo' by 'fiderks'. The player includes a play button, a progress bar at 0:00 / 0:14, and an 'Embed' button circled in red. A text box points to the 'Embed' button with the text: 'Use this code to insert the boo into your favourite blog'. To the right of the player is a map showing a location in Allawah, NSW, Australia, with a red pin. A text box points to the map with the text: 'Map is automatic from the phone.' Below the player, there are 'Add a Comment' and 'Record a Comment' buttons, and a 'comment' section with an 'edit' button circled in red. A text box points to the 'edit' button with the text: 'This will take you to the delete page'. On the right side, there are recommendations for 'Next: The Digital Generation' and 'fiderks's top boos'.

Picture is uploaded from the phone.

Map is automatic from the phone

This will take you to the delete page

The 'Embed' dialog box shows a preview of the player with the title 'Podcasting with audioboo' and the user 'fiderks'. Below the preview, it says 'Copy & paste the below code into your blog to embed' and provides the following HTML code:

```
<div class="ab-player" data-boouri="http://audioboo.fm/boos/722606-podcasting-with-audioboo/embed"><a href="http://audioboo.fm/boos/722606-podcasting-with-audioboo">listen to &lsquo;Podcasting with audioboo&rsquo; on Audioboo</a></div><script type="text/javascript">(function() { var po = document.createElement("script"); po.type = "text/javascript"; po.async = true;
```

 Below the code, there are 'More Options' with radio buttons for 'Standard' (selected), 'Wordpress.com', 'If all else fails', and 'Flash'. A yellow box at the bottom says 'Our recommended player. Use this unless your blog doesn't support javascript.'

This is a preview of what the player will look like.

This is the HTML code you need to copy and paste into your site to get the player working.

More options – not all websites play nice with other people's code – so Audio Boo gives you several versions to try till you get it working. So nice of them!